(A) For people who are driving (park at **Level 1** Kent Ridge Wing car park):	
	Identify pillars G9 to G6 and walk towards the direction of G6.
 	You should see this. Turn left, you will see this door. Enter and take the lift to level 3. Visitors need to register themselves at level 3.
(A) For people who are driving (park at **Level B1** Kent Ridge Wing car park):	
	Identify pillars P8 to P5 and walk towards the direction of P5.

	You will see the wheelchair Bay. Take the lift at Lift Lobby 8.
	Turn left and enter through this door. Take the lift up to level 3. Visitors need to register themselves at level 3.
   	DO NOT exit through these doors. You **NEED** to enter through **Lift Lobby 8.**

	When you reach level 3, you should see this. Exit and register yourself at the counter.
	Register yourself at the counter (circle in red).
	After you have registered yourself, enter the lift on your left and take the lift up to level 8.
	As you exit level 8, you should see this. Turn left and walk straight.

	You will see this door. Enter it and turn left at the end.
	Continue in the direction towards ward 8A (but **DO NOT** enter).
	As you approach ward 8A, turn right and you will see this walkway. Continue straight and enter the gantry. You would have reached NUHS Tower Block and our friendly staff will be there to assist you.